



NKX3.1 (ABT267) Mouse mAb

Catalog No	YP-Ab-15676
Isotype	IgG
Reactivity	Human
Applications	IHC;WB;
Gene Name	NKX3-1 NKX3.1 NKX3A
Protein Name	BAPX 2;BAPX2;Homeobox protein NK-3 homolog A;Homeobox protein Nkx 3.1;Homeobox protein Nkx-3.1;Homeobox protein Nkx3.1;NK homeobox (Drosophila) family 3 A;NK homeobox family 3 A;NK homeobox, family 3,
Immunogen	Synthesized peptide derived from human NKX3.1
Specificity	The antibody can specifically recognize human NKX3.1 protein.
Formulation	PBS, pH7.2, 0.03% Porcolin 300, containing stabilizing protein
Source	Mouse, Monoclonal/IgG1, Kappa
Purification	The antibody was affinity-purified from mouse ascites by affinity-chromatography using specific immunogen.
Dilution	IHC-p 1:200-400, WB 1:200-1000,
Concentration	1 mg/ml
Purity	≥90%
Storage Stability	-20°C/1 year
Synonyms	BAPX 2;BAPX2;Homeobox protein NK-3 homolog A;Homeobox protein Nkx 3.1;Homeobox protein Nkx-3.1;Homeobox protein Nkx3.1;NK homeobox (Drosophila) family 3 A;NK homeobox family 3 A;NK homeobox, family 3, member A;NK3 homeobox 1;NK3 transcription factor homolog A;NK3 transcription factor related locus 1;NKX 3;Nkx 3.1;NKX 3A;NKX3 1;NKX3;Nkx3-1;NKX3.1;Nkx3.1, mouse, homolog of;NKX31_HUMAN;NKX3A
Observed Band	
Cell Pathway	Nuclear
Tissue Specificity	Prostate/ Testis
Function	alternative products:Additional isoforms seem to exist,disease:NKX3-1 has been thought to be one of the target gene of the 8p21 loss of heterozygosity, common in prostate cancer, but neither disruption of the coding region of the gene, nor mutations have been found in prostate cancer.,function:Transcription factor, which binds preferentially the consensus sequence 5'-TAAGT[AG]-3' and can behave as a transcriptional repressor. Could play an important role in regulating proliferation of glandular epithelium and in the formation of ducts in prostate.,induction:By androgens and, in the LNCAP cell line, by estrogens.



Androgenic control may be lost in prostate cancer cells during tumor progression from an androgen-dependent to an androgen-independent phase.,similarity:Belongs to the NK-3 homeobox family.,similarity:Contains 1 homeobox DNA-binding domain.,subunit:Interacts with serum response f

Background

This gene encodes a homeobox-containing transcription factor. This transcription factor functions as a negative regulator of epithelial cell growth in prostate tissue. Aberrant expression of this gene is associated with prostate tumor progression. Alternate splicing results in multiple transcript variants of this gene. [provided by RefSeq, Jan 2012],

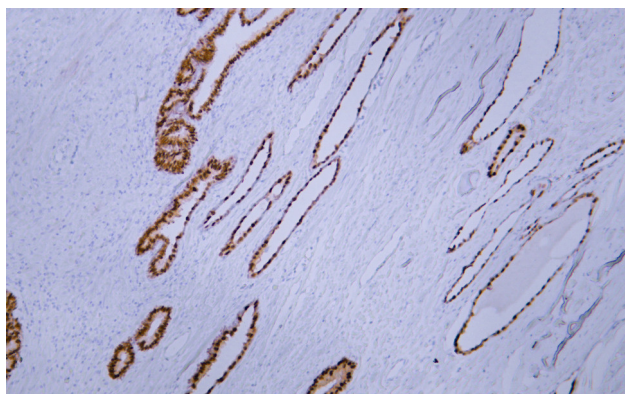
matters needing attention

Avoid repeated freezing and thawing!

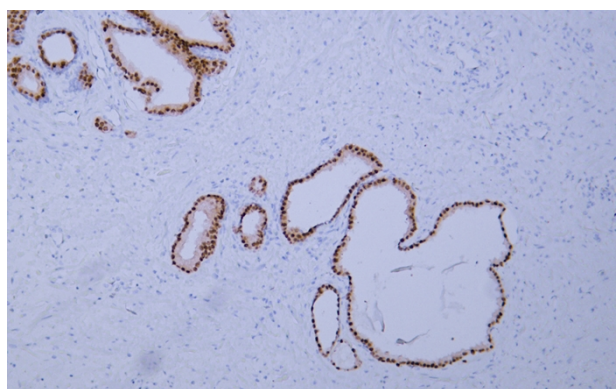
Usage suggestions

This product can be used in immunological reaction related experiments. For more information, please consult technical personnel.

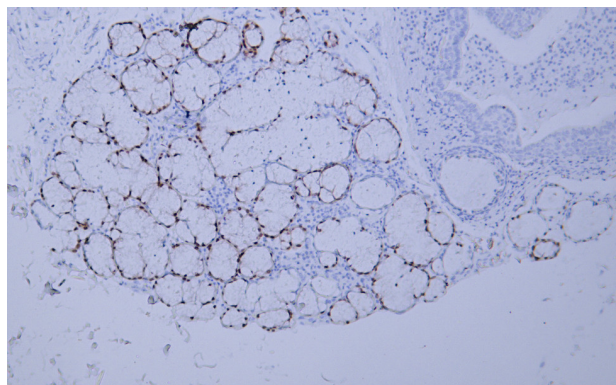
Products Images



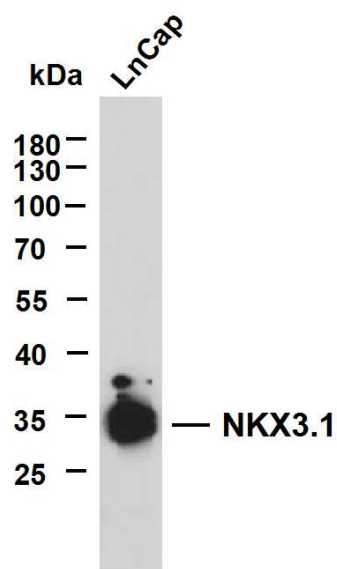
Human prostate tissue was stained with Anti-NKX3.1 (ABT267) Antibody



Human prostatic adenocarcinoma tissue was stained with Anti-NKX3.1 (ABT267) Antibody



Human salivary gland tissue was stained with Anti-NKX3.1 (ABT267) Antibody



LnCap whole cell lysates were separated by 10% SDS-PAGE, and the membrane was blotted with anti-NKX3.1(ABT267)antibody. The HRP-conjugated Goat anti-Mouse IgG(H + L) antibody was used to detect the antibody. Lane 1: LnCap Predicted band size: 26kDa Observed band size: 32kDa